Dimensions(in/mm)	
H	F
.039(1.00)	.059(1.50)~.069(1.75)
.059(1.50)	.079(2.00)~.089(2.25)
.079(2.00)	.098(2.50)~.108(2.75)
.098(2.50)	≥.118(3.00)

REV	LOCATIONS	DESCRIPTION	DATE	REVISER	APPD

SPECIFICATIONS

Electrical
- Current Rating: 3.0A AC(rms)/DC
- Voltage Rating: 250V AC(rms)/DC
- Contact Resistance: 20 mΩ Max
- Insulation Resistance: 1000 MΩ Min
- Withstanding Voltage: 600V AC r.m.s
- Temperature Range–Operating: –40°C~+105°C

Material
- Housing: Glass Filled Polyester (UL 94V–0), Color: Black
- Pin: Brass
- Pin Plating: Gold plated/ Selective gold plated on contact area and 120μ" Min. matte tin plated on tails area

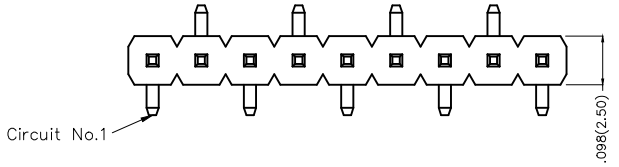

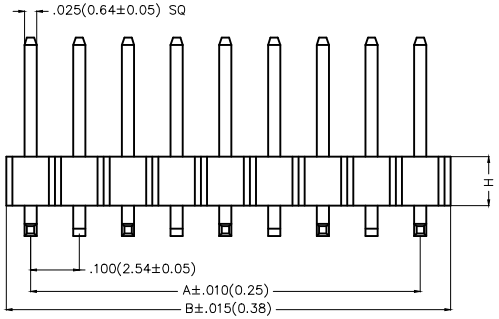

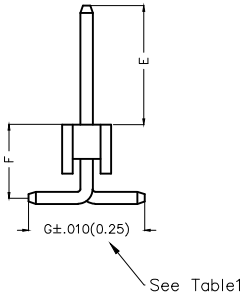

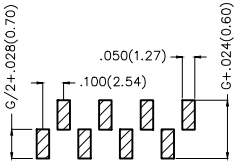

Recommended P.C.Board Layout

Ordering Information

FPH	254	70	–	S	XX	S	X	XX	4	XX	XX	XX	M
1	2	3		4	5	6	7	8	9	10	11	12	13

	1	2	3	4	5	6	7
	Category	Series Number	Distinction No.	Row Option	Circuits	Entry Angle	Plating
	FPH–Pin Header	254–Pitch2.54mm	70	S–Single Row	XX	S–180° Vertical	1–Gold plated 7–Selective gold plated on contact area and matte tin plated on tails area

	8	9	10	11	12	13
	Thickness of Plating	Material–Resin	E Size	F Size	G Size	Packaging
	01–1μ" 15–15μ" Custom plate available	4–PA6T	01,02...–Serial number (See Table1)	01,02...–Serial number (See Table1)	01,02...–Serial number (See Table1)	M–Reel

THIRD ANGLE PROJECTION	GENERAL TOLERANCES (UNLESS SPECIFIED)		APPROVE BY	DATE	PART NO. / ITEM NO.
	X.±.012(0.30)	X.°±5°	FRANK	24/DEC/19	FPH25470–SXXSXXX4XXXXXXM / FPH25470
DESIGN UNITS Inch (metric)	X.X±.008(0.20)	.X°±2°	CHECKED BY CHERRY	DATE 24/DEC/19	TITLE: Board to Board(Pin Header) Pitch 2.54mm 180° Vertical(SMT)
SCALE 5:1 / SIZE A4	X.XX±.006(0.15)	.XX°±1°	DRAWN BY ZOEY	DATE 24/DEC/19	REV 0 / SHEET NO. 1/3
	X.XXX±.004(0.10)	.XXX°±0.5°			

TXGA Leader Of Industry

THIS DRAWING CONTAINS INFORMATION THAT IS PROPRIETARY TO TXGA INDUSTRIAL ELECTRONICS(S.Z)CO.,LTD AND SHOULD NOT BE USED WITHOUT WRITTEN PERMISSION

REV	LOCATIONS	DESCRIPTION	DATE	REVISER	APPD

Table1

Serial number	Dimensions (in/mm) E	Serial number	Dimensions (in/mm) E
01	.059(1.50)	26	.305(7.75)
02	.069(1.75)	27	.315(8.00)
03	.079(2.00)	28	.325(8.25)
04	.089(2.25)	29	.335(8.50)
05	.098(2.50)	30	.344(8.75)
06	.108(2.75)	31	.354(9.00)
07	.118(3.00)	32	.364(9.25)
08	.128(3.25)	33	.374(9.50)
09	.138(3.50)	34	.384(9.75)
10	.148(3.75)	35	.394(10.00)
11	.157(4.00)	36	.404(10.25)
12	.167(4.25)	37	.413(10.50)
13	.177(4.50)	38	.423(10.75)
14	.187(4.75)	39	.433(11.25)
15	.197(5.00)	40	.453(11.50)
16	.207(5.25)	41	.463(11.75)
17	.217(5.50)	42	.472(12.00)
18	.226(5.75)	43	.482(12.25)
19	.236(6.00)	44	.492(12.50)
20	.246(6.25)	45	.502(12.75)
21	.256(6.50)	46	.512(13.00)
22	.266(6.75)	47	.522(13.25)
23	.276(7.00)	48	.531(13.50)
24	.285(7.25)		
25	.295(7.50)		

Serial number	Dimensions (in/mm) F	Serial number	Dimensions (in/mm) F
01	.059(1.50)	19	.236(6.00)
02	.069(1.75)	20	.246(6.25)
03	.079(2.00)	21	.256(6.50)
04	.089(2.25)	22	.266(6.75)
05	.098(2.50)	23	.276(7.00)
06	.108(2.75)	24	.285(7.25)
07	.118(3.00)	25	.295(7.50)
08	.128(3.25)	26	.305(7.75)
09	.138(3.50)	27	.315(8.00)
10	.148(3.75)	28	.325(8.25)
11	.157(4.00)	29	.335(8.50)
12	.167(4.25)	30	.344(8.75)
13	.177(4.50)	31	.354(9.00)
14	.187(4.75)	32	.364(9.25)
15	.197(5.00)	33	.374(9.50)
16	.207(5.25)	34	.384(9.75)
17	.217(5.50)	35	.394(10.00)
18	.226(5.75)		

Serial number	Dimensions (in/mm) G	Serial number	Dimensions (in/mm) G
03	.157(4.00)	16	.285(7.25)
04	.167(4.25)	17	.295(7.50)
05	.177(4.50)	18	.305(7.75)
06	.187(4.75)	19	.315(8.00)
07	.197(5.00)	20	.325(8.25)
08	.207(5.25)	21	.335(8.50)
09	.217(5.50)	22	.344(8.75)
10	.226(5.75)	23	.354(9.00)
11	.236(6.00)	24	.364(9.25)
12	.246(6.25)	25	.374(9.50)
13	.256(6.50)	26	.384(9.75)
14	.266(6.75)	27	.394(10.00)
15	.276(7.00)		

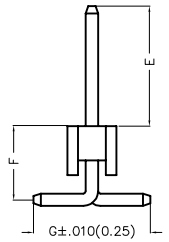

THIRD ANGLE PROJECTION

DESIGN UNITS Inch (metric)

SCALE 5:1 SIZE A4

GENERAL TOLERANCES (UNLESS SPECIFIED)

X.±.012(0.30)	X.°±5°
X.X±.008(0.20)	.X°±2°
X.XX±.006(0.15)	.XX°±1°
X.XXX±.004(0.10)	.XXX°±0.5°

APPROVE BY	FRANK	DATE 24/DEC/19
CHECKED BY	CHERRY	DATE 24/DEC/19
DRAWN BY	ZOEY	DATE 24/DEC/19

PART NO. FPH25470-SXXSXXX4XXXXXXM

ITEM NO. FPH25470

TITLE Board to Board(Pin Header) Pitch 2.54mm 180° Vertical(SMT)

TXGA Leader Of Industry

REV 0

SHEET NO. 2/3

THIS DRAWING CONTAINS INFORMATION THAT IS PROPRIETARY TO TXGA INDUSTRIAL ELECTRONICS(S.Z)CO.,LTD AND SHOULD NOT BE USED WITHOUT WRITTEN PERMISSION

REV	LOCATIONS	DESCRIPTION	DATE	REVISER	APPD

Circuits (n)	Part No.	Dimensions(in/mm)		Circuits (n)	Part No.	Dimensions(in/mm)	
		A	B			A	B
1	FPH25470-S01SXXX4XXXXXXM	———	.100(2.54)	21	FPH25470-S21SXXX4XXXXXXM	2.000(50.80)	2.100(53.34)
2	FPH25470-S02SXXX4XXXXXXM	.100(2.54)	.200(5.08)	22	FPH25470-S22SXXX4XXXXXXM	2.100(53.34)	2.200(55.88)
3	FPH25470-S03SXXX4XXXXXXM	.200(5.08)	.300(7.62)	23	FPH25470-S23SXXX4XXXXXXM	2.200(55.88)	2.300(58.42)
4	FPH25470-S04SXXX4XXXXXXM	.300(7.62)	.400(10.16)	24	FPH25470-S24SXXX4XXXXXXM	2.300(58.42)	2.400(60.96)
5	FPH25470-S05SXXX4XXXXXXM	.400(10.16)	.500(12.70)	25	FPH25470-S25SXXX4XXXXXXM	2.400(60.96)	2.500(63.50)
6	FPH25470-S06SXXX4XXXXXXM	.500(12.70)	.600(15.24)	26	FPH25470-S26SXXX4XXXXXXM	2.500(63.50)	2.600(66.04)
7	FPH25470-S07SXXX4XXXXXXM	.600(15.24)	.700(17.78)	27	FPH25470-S27SXXX4XXXXXXM	2.600(66.04)	2.700(68.58)
8	FPH25470-S08SXXX4XXXXXXM	.700(17.78)	.800(20.32)	28	FPH25470-S28SXXX4XXXXXXM	2.700(68.58)	2.800(71.12)
9	FPH25470-S09SXXX4XXXXXXM	.800(20.32)	.900(22.86)	29	FPH25470-S29SXXX4XXXXXXM	2.800(71.12)	2.900(73.66)
10	FPH25470-S10SXXX4XXXXXXM	.900(22.86)	1.000(25.40)	30	FPH25470-S30SXXX4XXXXXXM	2.900(73.66)	3.000(76.20)
11	FPH25470-S11SXXX4XXXXXXM	1.000(25.40)	1.100(27.94)	31	FPH25470-S31SXXX4XXXXXXM	3.000(76.20)	3.100(78.74)
12	FPH25470-S12SXXX4XXXXXXM	1.100(27.94)	1.200(30.48)	32	FPH25470-S32SXXX4XXXXXXM	3.100(78.74)	3.200(81.28)
13	FPH25470-S13SXXX4XXXXXXM	1.200(30.48)	1.300(33.02)	33	FPH25470-S33SXXX4XXXXXXM	3.200(81.28)	3.300(83.82)
14	FPH25470-S14SXXX4XXXXXXM	1.300(33.02)	1.400(35.56)	34	FPH25470-S34SXXX4XXXXXXM	3.300(83.82)	3.400(86.36)
15	FPH25470-S15SXXX4XXXXXXM	1.400(35.56)	1.500(38.10)	35	FPH25470-S35SXXX4XXXXXXM	3.400(86.36)	3.500(88.90)
16	FPH25470-S16SXXX4XXXXXXM	1.500(38.10)	1.600(40.64)	36	FPH25470-S36SXXX4XXXXXXM	3.500(88.90)	3.600(91.44)
17	FPH25470-S17SXXX4XXXXXXM	1.600(40.64)	1.700(43.18)	37	FPH25470-S37SXXX4XXXXXXM	3.600(91.44)	3.700(93.98)
18	FPH25470-S18SXXX4XXXXXXM	1.700(43.18)	1.800(45.72)	38	FPH25470-S38SXXX4XXXXXXM	3.700(93.98)	3.800(96.52)
19	FPH25470-S19SXXX4XXXXXXM	1.800(45.72)	1.900(48.26)	39	FPH25470-S39SXXX4XXXXXXM	3.800(96.52)	3.900(99.06)
20	FPH25470-S20SXXX4XXXXXXM	1.900(48.26)	2.000(50.80)	40	FPH25470-S40SXXX4XXXXXXM	3.900(99.06)	4.000(101.60)

THIRD ANGLE PROJECTION

DESIGN UNITS Inch (metric)

SCALE 5:1 | SIZE A4

GENERAL TOLERANCES (UNLESS SPECIFIED)

X.±.012(0.30)	X.°±5°
X.X±.008(0.20)	.X°±2°
X.XX±.006(0.15)	.XX°±1°
X.XXX±.004(0.10)	.XXX°±0.5°

APPROVE BY	FRANK	DATE 24/DEC/19
CHECKED BY	CHERRY	DATE 24/DEC/19
DRAWN BY	ZOEY	DATE 24/DEC/19

PART NO. FPH25470-SXXSXXX4XXXXXXM

ITEM NO. FPH25470

TITLE Board to Board(Pin Header) Pitch 2.54mm 180° Vertical(SMT)

TXGA Leader Of Industry

REV 0 | SHEET NO.3/3

THIS DRAWING CONTAINS INFORMATION THAT IS PROPRIETARY TO TXGA INDUSTRIAL ELECTRONICS(S.Z)CO.,LTD AND SHOULD NOT BE USED WITHOUT WRITTEN PERMISSION